

Certificate ID: **81789**

Received: **5/8/20**

Scan QR Code for authenticity



Gnome Serums

56 Bridge Street

Johnsonville, NY 12094

Attn: Gregory Kerber

Client Sample ID: **1000mg**

Lot Number: **42920**

Matrix: **Tincture/Infused Oil - CBD**

Authorization: Chris Hudalla, Chief Science Officer	Signature: 	Date: 5/15/2020
--	--	--------------------







The data contained within this report was collected in accordance with the requirements of ISO/IEC17025:2017. I attest that the information contained within the report has been reviewed for accuracy and checked against the quality control requirements for each method. These results relate only to the test article listed in this report. Reports may not be reproduced except in their entirety.

CN: Cannabinoid Profile & Potency [WI-10-17 & WI-10-17-01] Analyst: *JFD* Test Date: *5/14/2020*

The client sample was analyzed for plant-based cannabinoids by Liquid Chromatography (LC). The collected data was compared to data collected for certified reference standards at known concentrations.

81789-CN

ID	Weight %	Concentration (mg/mL)	
D9-THC	0.15	1.44	
THCV	ND	ND	
CBD	3.89	36.55	
CBDV	0.03	0.28	
CBG	0.06	0.53	
CBC	0.13	1.21	
CBN	ND	ND	
THCA	ND	ND	
CBDA	ND	ND	
CBGA	ND	ND	
D8-THC	ND	ND	
exo-THC	ND	ND	
Total	4.26	40.01	0% Cannabinoids (wt%) 3.9%
Max THC	0.15	1.44	
Max CBD	3.89	36.55	

Ratio of Total CBD to THC 25.3:1

Limit of Quantitation (LOQ) = 0.01 wt%

Max THC (and Max CBD) are calculated values for total cannabinoids after heating, assuming complete decarboxylation of the acid to the neutral form. It is calculated based on the weight loss of the acid group during decarboxylation: Max THC = (0.877 x THCA) + THC. This calculation does not include other cannabinoid isomers (eg. D8-THC and exo-THC). ND = None detected above the limits of detection (LOD), which is half of LOQ.

EA: Elemental Analysis [WI-10-13]*Analyst: CJS**Test Date: 5/14/2020*

This test method was performed in accordance with the requirements of ISO/IEC 17025. These results relate only to the test article listed in this report. Reports may not be reproduced except in their entirety.

81789-EA

Symbol	Metal	Conc. ¹ (µg/kg)	RL (µg/kg)	Limits ² (µg/kg)	Status
Al	Aluminum	688	50	-	
As	Arsenic	ND	50	200	PASS
Cd	Cadmium	ND	50	200	PASS
Ca	Calcium	3,845	500	-	
Cr	Chromium	ND	50	300	PASS
Co	Cobalt	ND	50	300	PASS
Cu	Copper	311	50	3,000	PASS
Fe	Iron	795	50	-	
Pb	Lead	ND	50	500	PASS
Mg	Magnesium	3,390	50	-	
Mn	Manganese	136	50	-	
Hg	Mercury	ND	50	100	PASS
Mo	Molybdenum	ND	50	1,000	PASS
Ni	Nickel	ND	50	500	PASS
P	Phosphorus	2,183	500	-	
K	Potassium	109,968	500	-	
Se	Selenium	ND	50	-	
Ag	Silver	ND	50	700	PASS
S	Sulfur	ND	500	-	
Sn	Tin	ND	500	6,000	PASS
Zn	Zinc	368	50	-	

1) ND = None detected to the Method Detection Limit (MDL)

2) USP recommended maximum daily limits for inhalational drug product.

PST: Pesticide Analysis [WI-10-11]

Analyst: CJR

Test Date: 5/14/2020

The client sample was analyzed for pesticides using Liquid Chromatography with Mass Spectrometric detection (LC/MS/MS). The method used for sample prep was based on the European method for pesticide analysis (EN 15662).

81789-PST

Analyte	CAS	Result	Units	LLD	Limits (ppb)	Status
Abamectin B1b	71751-41-2	ND	ppb	0.20	300	PASS
Azoxystrobin	131860-33-8	ND	ppb	0.10	40000	PASS
Bifenazate	149877-41-8	ND	ppb	0.10	5000	PASS
Bifenthrin	82657-04-3	ND	ppb	0.20	500	PASS
Cyfluthrin	68359-37-5	ND	ppb	0.50	1000	PASS
Daminozide	1596-84-5	ND	ppb	10.00	10	*
Etoxazole	153233-91-1	ND	ppb	0.10	1500	PASS
Fenoxycarb	72490-01-8	ND	ppb	0.10	10	PASS
Imazalil	35554-44-0	ND	ppb	0.10	10	PASS
Imidacloprid	138261-41-3	ND	ppb	0.10	3000	PASS
Myclobutanil	88671-89-0	ND	ppb	0.10	9000	PASS
Paclobutrazol	76738-62-0	ND	ppb	0.10	10	PASS
Piperonyl butoxide	51-03-6	ND	ppb	0.10	8000	PASS
Pyrethrin II	8003-34-7	ND	ppb	0.10	9999	PASS
Spinosad D	168316-95-8	ND	ppb	0.10	9999	PASS
Spiromesifen	283594-90-1	ND	ppb	0.10	12000	PASS
Spirotetramat	203313-25-1	ND	ppb	0.10	13000	PASS
Trifloxystrobin	141517-21-7	ND	ppb	0.10	30000	PASS

* Testing limits for ingestion established by the State of California: CCR, Title 16, Division 42, Chapter 5, Section 5313. ND indicates "none detected" above the lower limit of detection (LLD). Analytes marked with (*) indicate analytes for which no recovery was observed for a pre-spiked matrix sample.

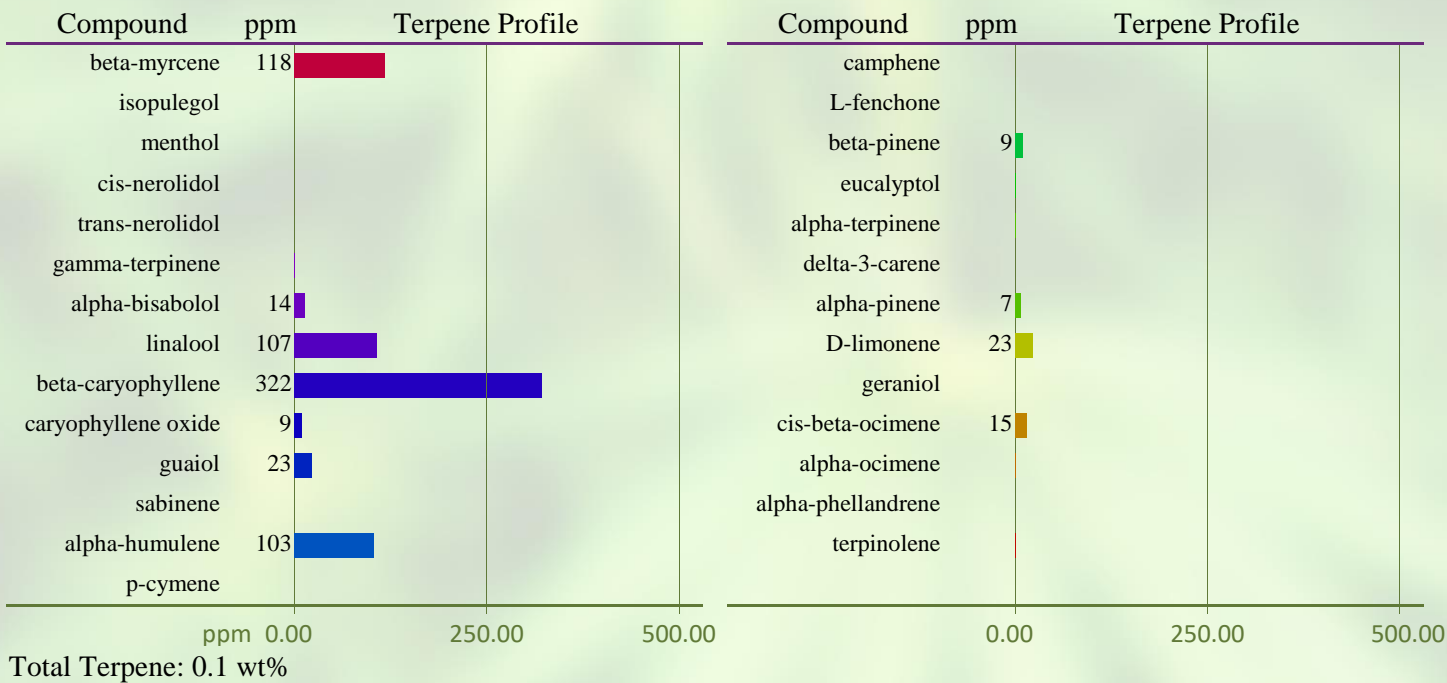
TP: Terpenes Profile [WI-10-27]

Analyst: JR

Test Date: 5/11/2020

The client sample was analyzed by Head-Space Gas Chromatography (HS-GC). The collected data was compared to data collected for certified reference standards at known concentrations. All values are semiquantitative estimates based on recorded peak areas relative to terpene calibration data.

81789-TP



END OF REPORT